

RFTCTemp2000A

Wireless Thermocouple Temperature Data Logger

The RFTCTemp2000A is a wireless thermocouple based data logger with digital display. The device measures ambient temperature, as well as remote temperature via a thermocouple (sold separately), making it ideal for monitoring perishable goods, vaccine storage, chemicals and more. Starting, stopping and downloading from the device are all performed wirelessly using the RFC1000 wireless transceiver, allowing users to spend less time maintaining the data logger. Data can be provided in real time back to a central PC, or the device may be downloaded at period intervals.

The convenient digital display provides the current reading for both channels. Minimum, maximum and average statistics are also provided for a convenient snap shot of the logged data. Software notifications, an audible buzzer as well as an LED alarm indicator notify users when the temperature is above or below the user specified alarm thresholds. Through the software, email and text message alarms can also be sent.

The RFTCTemp2000A can be used as a single, wireless data logging system, or it can be expanded to a large scale system, which can include hundreds of data loggers measuring a number of areas (additional MadgeTech wireless data loggers and transceivers may be required). The RFTCTemp2000A is compatible with the latest MadgeTech 4 Software and can be used with MadgeTech Cloud Services.



Probe Sold Separately

Features

- Wireless Two-Way Communication
- Ambient and Thermocouple Temperature Monitoring
- View Data in Real Time
- 3 Year Battery Life
- Battery Life Indicator
- Field Upgradeable
- Audible and LED Alarm Indicators
- Trigger Settings
- Cumulative Alarm Delay

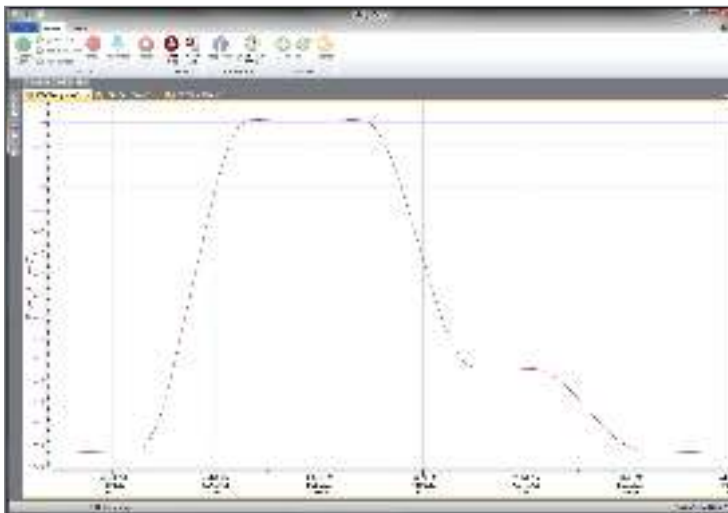
Benefits

- Fast Installation
- Minimal Long-Term Maintenance
- Full Communication From One PC
- Time and Money Saving with Battery Management
- Easily Isolate Critical Data
- Reduction of False Alarms

Applications

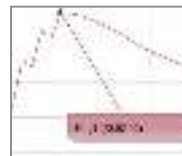
- Clean Rooms
- Oven Temperature Monitoring
- Laboratories and Hospitals
- Medical and Pharmaceutical
- Warehouse Mapping
- Storage of Perishable Goods
- Chemical Storage
- Incubator Monitoring
- Refrigerators and Freezers

MadgeTech 4 Software Features

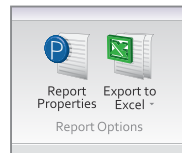


Graph View

- Multiple graph overlay
- Statistics
- Digital calibration
- Zoom in/ zoom out
- Lethality equations (F0, PU)
- Mean Kinetic Temperature
- Full time zone support
- Data annotation
- Min./Max./Average lines
- Summary view



Cooling Flags



Export to Excel



Tabular Data View



Automation

SPECIFICATIONS

Specifications are subject to change without notice.

TEMPERATURE	
Internal Channel Temperature Range	-20 °C to +60 °C (-4 °F to +140 °F)
Resolution	0.01 °C (0.018 °F)
Calibrated Accuracy	±0.5 °C (±0.9 °F) Range: 0 °C to 50 °C (32 °F to 122 °F)
Response Time	16 minutes free air

REMOTE CHANNEL			
Thermocouple Connection	Female subminiature (SMP) (MP model) Pluggable screw terminal (TB model)		
Cold Junction Compensation	Automatic, based on internal channel		
Max. Thermocouple Resistance	100 Ω		
Thermocouple	Range (°C)	Resolution	Accuracy*
J	-210 to +760	0.1 °C	±0.5 °C
K	-270 to +1370	0.1 °C	±0.5 °C
T	-270 to +400	0.1 °C	±0.5 °C
E	-270 to +980	0.1 °C	±0.5 °C
R	-50 to +1760	0.5 °C	±2.0 °C
S	-50 to +1760	0.5 °C	±2.0 °C
B	+50 to +1820	0.5 °C	±2.0 °C
N	-270 to +1300	0.1 °C	±0.5 °C

*Thermocouple accuracy specified with 24 AWG diameter thermocouple wires.

GENERAL	
Reading Rate	1 reading every second up to 1 reading every 24 hours
Memory	16,128 per channel
LED Functionality	Green LED blinks every 5 seconds to indicate unit is logging Blue LED blinks every 15 seconds to indicate unit is in wireless mode Red LED blinks every 1 second to indicate alarm condition
Wrap Around	Yes
Start Modes	Immediate and delay start
Calibration	Digital calibration through software
Calibration Date	Automatically recorded within device
Battery Type	9 V lithium or alkaline battery included; user replaceable with any 9 V battery

BATTERY WARNING: BATTERY MAY LEAK, FLAME OR EXPLODE IF DISASSEMBLED, SHORTED, CHARGED, CONNECTED TOGETHER, MIXED WITH USED OR OTHER BATTERIES, EXPOSED TO FIRE OR HIGH TEMPERATURE. DISCARD USED BATTERY PROMPTLY. KEEP OUT OF REACH OF CHILDREN.

Ordering Information

RFTCTEMP2000A-MP	PN 901434-00	Wireless thermocouple based data logger with LCD, standard mini plugs
RFTCTEMP2000A-TB	PN 901440-00	Wireless thermocouple based data logger with LCD, pluggable screw terminals
RFC1000	PN 901383-00	Wireless RF receiver/repeater. USB to mini USB adapter & power supply included
RFC1000-CE	PN 901338-00	Wireless RF transceiver/repeater, CE approved for Europe. USB to mini USB adapter & power supply included
RFC1000-IP69K	PN 901389-00	Wireless RF transceiver/repeater, splash proof with an IP69K rating. USB to mini USB adapter included
RFC1000 Cloud Relay	PN 901900-00	MadgeTech Cloud Services Data Logging Hub
RFC1000-CE Cloud Relay	PN 901901-00	MadgeTech Cloud Services Data Logging Hub, CE approved for Europe
Power Adapter	PN 901839-00	Replacement USB universal power adapter
U9VL-J	PN 901804-00	Replacement battery for RFTCTemp2000A

Countries approved for use, purchase and distribution of the RFTCTemp2000A: Australia, Austria, Belgium, Bulgaria, Canada, Chile, China, Colombia, Croatia, Cyprus, Czech Republic, Denmark, Ecuador, Estonia, Finland, France, Germany, Greece, Honduras, Hungary, Iceland, Ireland, Israel, Japan, Latvia, Liechtenstein, Lithuania, Luxembourg, Malaysia, Malta, Mexico, New Zealand, Norway, Peru, Poland, Portugal, Romania, Saudi Arabia, Singapore, Slovakia, Slovenia, South Africa, South Korea, Spain, Sweden, Switzerland, Thailand, The Netherlands, Turkey, United Kingdom, United States, Venezuela, Vietnam

Battery Life	3 years typical at 1 minute reading rate
Data Format	For Display: °C or °F For Software: Date and time stamped °C, °F, °R, K, mV, V
Time Accuracy	± 1 minute/month
Computer Interface	USB to mini USB, 250,000 baud for standalone operation or RFC1000 required for wireless operation
Operating System Compatibility	Windows XP SP3 or later
Software Compatibility	Standard Software version 4.1.0.0 or later Secure Software version 4.1.3.0 or later
Operating Environment	-20 °C to +60 °C (-4 °F to +140 °F), 0 %RH to 95 %RH non-condensing
Dimensions	3.0 in x 3.5 in x 0.95 in (76.2 mm x 88.9 mm x 24.1 mm) Data logger only
Material	ABS Plastic
Weight	4.1 oz (0.2563 lbs)
Approvals	US (FCC), CA (IC), CE, South Korea (KCC), China (CMIIT), Japan (LCIE)
Alarm	User configurable high and low audible, on-screen, email and text (SMS) alarms. Alarm Delay: A cumulative alarm delay may be set in which the device will activate the alarm (via LED) only when the device has recorded a user specified time duration of data.
Audible Alarm Functionality	1 Beep per second for reading alarm above/below threshold

WIRELESS	
RF Frequency	2.45 GHz IEEE 802.15.4 ultra-low power wireless transceiver with fully bi-directional communication
Band	ISM band 2.405-2.475 GHz
Maximum Output Power	+0 dBm typical
Receiver Sensitivity (RFC1000)	-95 dBm typical
Transmission Distance (to data loggers)	RFC1000, RFC1000-CE & RFC1000-IP69K 2,000 ft max. outdoors - line of sight unobstructed 500 ft max. indoors - typical urban environment
Transmission Distance (to other RFC1000's)	RFC1000 4,000 ft max. outdoors - line of sight unobstructed 1,000 ft max. indoors - typical urban environment RFC1000-CE 2,500 ft max. outdoors - line of sight unobstructed 700 ft max. indoors - typical urban environment RFC1000-IP69K 4,000 ft max. outdoors - line of sight unobstructed 1,000 ft max. indoors - typical urban environment